



2021 Homeless Point-In-Time Count Results

Each January, Pierce County surveys people experiencing homelessness. This homeless "point-in-time count" is a one-day snapshot that captures the characteristics and situations of people living here without a home. Due to the ongoing COVID pandemic, there was no unsheltered survey conducted, which caused our 2021 totals to be lower than previous years. This is not an indication of fewer people experiencing homelessness.

1,005

Homeless persons counted



26%

Chronically homeless



11%

Households with children




41%

Female



24%

Adult survivors of domestic violence



9%

Unaccompanied youth & young adults



8%

Veterans



50% People of color*

*However, people of color make up only 27% of the Pierce County population. (ACS estimate 2018)

Not all people experiencing homelessness sleep outside

**No unsheltered surveys were conducted this year due to the pandemic. This is not an indication of fewer people experiencing homelessness.



89%

Emergency shelter



0%

**Out of doors



11%

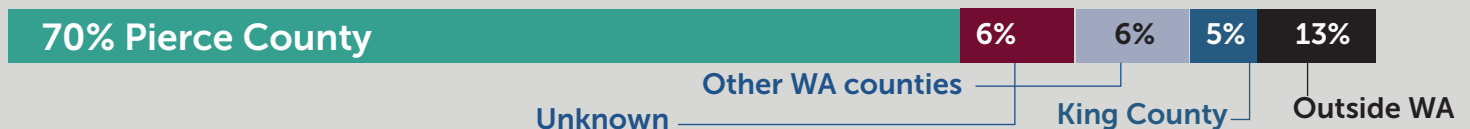
Transitional housing



0%

**Vehicle, abandoned building, etc.

Most told us they lived in Pierce County before they became homeless

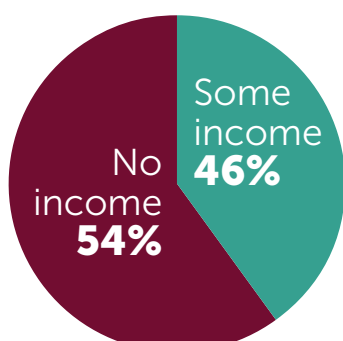


The main causes of homelessness are economic and housing-related

There are often many causes for becoming homeless. These are the top three most common:

1. Family crisis
2. No affordable housing
3. Loss of job

Many people experiencing homelessness have an income



46% of people experiencing homelessness in Pierce County report at least one source of income.

Mental illness is the most commonly reported disability

Here is the breakdown of the most commonly reported disabilities. Some people reported having multiple disabilities.

Mental illness

41%

Physical disability

30%

Chronic health condition

30%

Substance use

20%

Developmental disability

11%

For the full data set:

Visit www.piercecountywa.gov/PIT