



2017 Point-In-Time Count Results

Every year in January Pierce County surveys people experiencing homelessness. This "point-in-time count" is a one-day snapshot that captures the characteristics and situations of people living here without a home.

1,321

Homeless persons counted



21%
Chronically homeless




14%
Households with children



39%
Female



14%
Victims of domestic violence



6%
Unaccompanied youth & young adults



10%
Veterans



41% People of color*

*However, people of color make up only 24% of the Pierce County population. (U.S. Census Bureau 2015)

Not all people experiencing homelessness sleep outside



44%
Emergency shelter



22%
Out of doors (street, tent, etc.)

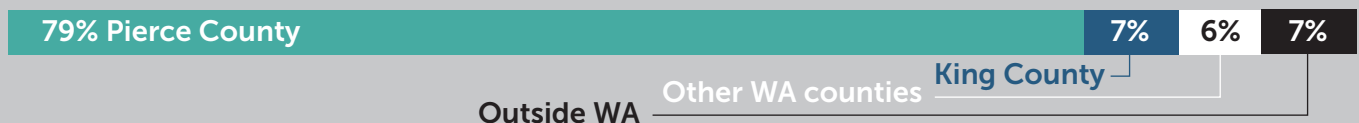


18%
Transitional housing



16%
Vehicle, abandoned building, structure lacking basic amenities, or other

Most told us they lived in Pierce County before they became homeless



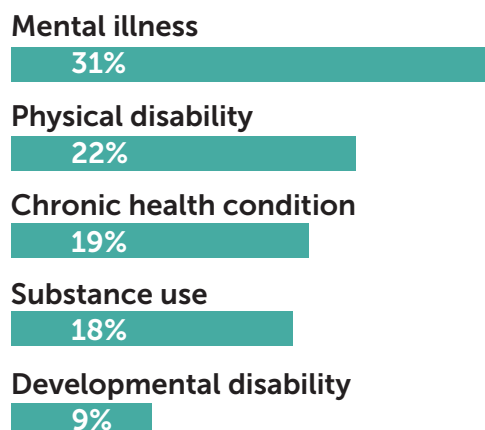
The main causes of homelessness are economic

Survey respondents shared many causes for becoming homeless. These are the top three:

1. Job loss / Lack of job skills
Other economic reasons
2. Lost living situation / Eviction
3. Family crisis / Family break-up

Mental illness is the most commonly reported disability

Here is the breakdown of the most commonly reported disabilities. Some people reported having multiple disabilities.



For the full data set:

Visit www.co.pierce.wa.us/index.aspx?NID=4719